

CODE: **PSD520230** v1.0/III  
 TYPE: **PSD 52V/2,3A Desktop type power supply for CCTV**

EN

### Features of the power supply:

- power output 2,3 A/52 V DC\*
- universal input voltage range ~100-240
- high efficiency 92%
- LED optical signalisation
- standby power <0,2 W
- efficiency level: VI
- protections:
  - SCP short-circuit protection
  - overvoltage protection (AC input)
  - overload (OLP)
- warranty – 2 year from the production date



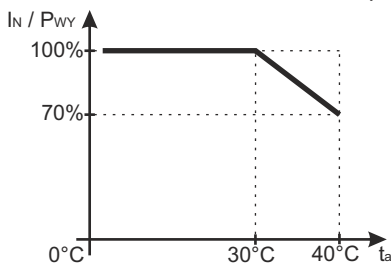
### DESCRIPTION

The power supply is intended for supply cameras that require stabilised voltage of **52 V DC**. The unit has a cable with a DC5.5/2.1 plug. The power supply unit is protected against short-circuit, overload and overvoltage.

### TECHNICAL PARAMETERS

Supply voltage	~100-240 V; 50/60 Hz
Current consumption	1,5-0,6 A
Supply power	120W max.
Efficiency	92%
Output voltage	>0,95
Output current $t_{AMB}<30^{\circ}C$	<b>2,3 A - refer to graph 1.</b>
Output current $t_{AMB}=40^{\circ}C$	<b>1,6 A - refer to graph 1.</b>
Ripple voltage	250mV p-p max.
Short-circuit protection SCP	electronic, automatic recovery
Overload protection OLP	150-200% of power supply, automatic recovery
Optical signalisation	LED – presence of DC voltage
Operation conditions	temperature $-10^{\circ}C$ ... $40^{\circ}C$ relative humidity 20%...90%, without condensation
Dimensions (LxWxH)	162 x 62 x 34 [mm]
Net/gross weight	0,68kg/0,75kg
Protection class PN-EN 60950-1:2007	II (second)
Length of DC cable	1,5m + plug DC5,5/2,1 female
Length of AC cable	1,5m + mains plug
Storage temperature	$-20^{\circ}C$ ... $+60^{\circ}C$
Declaration, warranty	CE, 2 year from the production date

\* In order to extend the life of the power supply, the load current of 1,6 A is recommended.



Graph 1.  
Relation between output current and ambient temperature (instantaneous load).

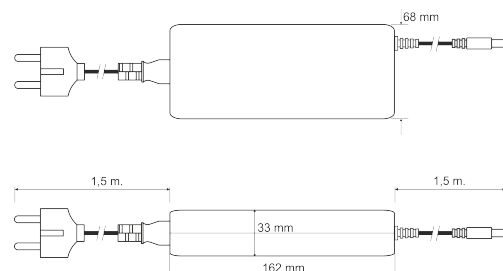
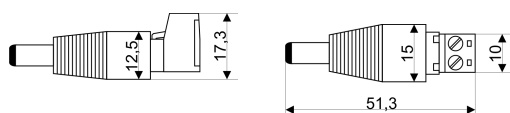


Fig. 1. Dimension of power supply.

### ACCESORIES

ACCESORIES:  
 [1] adapter CABLE - PLUG DC 5,5/2,1 - code ML109



For power supplies are available accessories - fuse blocks and cable adapter. For details –visit [www.pulsar.pl](http://www.pulsar.pl).

\* Refer to graph 1